




SAWING PRODUCTS

Production Column Band Saws



DoALL DC-330NC
13 x 15-3/4" Rectangular Capacity
and 13" Round Capacity



DoALL DC-330SA
13 x 15-3/4" Rectangular Capacity
and 13" Round Capacity


CONTINENTAL™

Standard features that far exceed the industry standard!

The Continental Series™ of production, metal cutting band saws by DoALL provide cutting edge performance at a leading edge price. The DoALL Automatic and Semi-Automatic Continental Series™ of high production, horizontal band saws are designed for cutting a wide range of metals on a production basis. DoALL automatic, horizontal band saws offer automatic operation, numerical control and feature solid heavy-duty construction. This provides more rigidity and reduces vibration for higher cutting rates, exceptional accuracy, superior surface finish and increased blade life.

While DoALL semi-automatic saws do not offer auto-indexing, they do cut single pieces extremely efficiently. If you have operations that do not require indexing, high production or automatic cutting cycles, an affordable DoALL semi-automatic saws is the perfect choice. Once you have set your desired feed rate, blade speed and initial vise opening, a cut is complete, the band shuts off and the head returns to the upright open position and locks. Then the operator must manually reposition the material for another cut.





DC-280NC



DC-330NC



DC-420NC




DC-460NC



DC-700NC



DC-560NC



DC-800NC

Automatic Continental Series™

DoALL Model Number	DC-280NC	DC-330NC	DC-420NC	DC-460NC	DC-560NC	DC-700NC	DC-800NC
Warranty	Parts/Service	Parts/Service	Parts/Service	Parts/Service	Parts/Service	Parts/Service	Parts/Service
Warranty Length	1 year standard	1 year standard	1 year standard	1 year standard	1 year standard	1 year standard	1 year standard
Capacity Rectangle at 90° HxW	11 x 11-3/4" (280x300mm)	13 x 15-3/4" (330x400mm)	16-1/2 x 16-1/2" (420x420mm)	18 x 20" (460x510mm)	22 x 24" (560x610mm)	27 x 31" (700x800mm)	31-1/2 x 39-1/2" (800x1000mm)
Capacity Round at 90°	11" (280mm)	13" (330mm)	16-1/2" (420mm)	18" (460mm)	22" (560mm)	27" (700mm)	31-1/2" (800mm)
Blade Drive Motor	5 hp (3.75 kW)	5 hp (3.75 kW)	10 hp (7.5kW)	10 hp (7.5kW)	10 hp (7.5kW)	10 hp (7.5kW)	15 hp (11.1kW)
Blade Speeds	52-275 fpm (16-85m/min)	52-275 fpm (16-85m/min)	52-275 fpm (16-85m/min)	52-275 fpm (16-85m/min)	52-275 fpm (16-85m/min)	52-275 fpm (16-85m/min)	52-275 fpm (16-85m/min)
Maximum Blade Length	151" (3820mm)	167" (4242mm)	192" (4880mm)	209" (5310mm)	260" (6604mm)	325" (8255mm)	347" (8800mm)
Blade Widths & Gage	1-1/4 x 0.042" (32x1.1mm)	1-1/4 x 0.042" (34x1.1mm)	1-1/2 x 0.05" (38x1.3mm)	1-1/2 x 0.05" (38x1.3mm)	2 x 0.05" (51x1.3mm)	2-5/8 x 0.063" (67x1.6mm)	2-5/8 x 0.063" (67x1.6mm)
More Information at	doallsaws.com/dc-280nc	doallsaws.com/dc-330nc	doallsaws.com/dc-420nc	doallsaws.com/dc-460nc	doallsaws.com/dc-560nc	doallsaws.com/dc-700nc	doallsaws.com/dc-800nc
Material Pass Line Height	27-1/2" (700mm)	27-1/2" (700mm)	27-1/2" (700mm)	29-1/2" (750mm)	33-1/2" (850mm)	31-1/2" (800mm)	36.2" (920mm)
Floor Space Required	125 x 108 x 51" (3160x2750x1300mm)	135 x 118 x 55" (3420x2980x1400mm)	145 x 118 x 66" (3680x2980x1665mm)	154 x 118 x 71" (3900x3000x1800mm)	188 x 112 x 85" (4760x2850x2160mm)	154 x 89 x 90" (3910x2240x2300mm)	171 x 94 x 108" (4350x2390x2750mm)
Weight	3858 lbs (1750kg)	4410 lbs (2000kg)	5402 lbs (2450kg)	6284 lbs (2850kg)	9923 lbs (4500kg)	15650 lbs (7099kg)	25350 lbs (11500kg)
Wheel Size	16.34" (415mm)	17.72" (450mm)	20.67" (525mm)	22.83" (580mm)	27.56" (700mm)	33.86" (860mm)	35.58" (900mm)
Hydraulic Pump	1 hp (0.75kW)	1 hp (0.75kW)	2 hp (1.5kW)	2 hp (1.5kW)	3 hp (2.23kW)	3 hp (2.23kW)	3 hp (2.23kW)
Hydraulic Tank Capacity	16 gal (60 L)	16 gal (60 L)	22 gal (85 L)	22 gal (85 L)	34 gal (130 L)	34 gal (130 L)	34 gal (130 L)
Cooling System	Flood standard, Mist optional	Flood standard, Mist optional	Flood standard, Mist optional	Flood standard, Mist optional	Flood standard, Mist optional	Flood standard, Mist optional	Flood standard, Mist optional
Coolant Pump	1/6 hp (0.12kW)	1/6 hp (0.12kW)	1/4 hp (0.2kW)	1/4 hp (0.2kW)	1/4 hp (0.2kW)	1/4 hp (0.2kW)	1/4 hp (0.2kW)
Coolant Tank Capacity	20 gal (76 lit)	24 gal (90 lit)	26 gal (100 lit)	29 gal (110 lit)	37 gal (140 lit)	37 gal (140 lit)	63 gal (240 lit)
Auto Index Single Stroke Min-Max	15.75" (400mm)	19.68" (500mm)	19.68" (500mm)	19.68" (500mm)	15.75" (400mm)	15.75" (400mm)	15.75" (400mm)
Auto Index Multiple Stroke Min-Max	141.73" (3600mm)	177.16" (4500mm)	177.16" (4500mm)	177.16" (4500mm)	141.73" (3600mm)	141.73" (3600mm)	236.2" (6000mm)
Maximum Bundle Capacity at 90° (wxh nesting)	9-7/8 x 5-3/4" (250x145mm)	13 x 6-3/4" (330x170mm)	13 x 8-5/8" (330x220mm)	17-3/4 x 10" (450x255mm)	19-7/8 x 8-7/8" (505x225mm)	25-5/8 x 13" (650x330mm)	25-5/8 x 14-5/8" (650x370mm)
Minimum Bundle Capacity at 90° (wxh nesting)	6-1/2 x 5/8" (165x15mm)	6-1/2 x 2" (165x50mm)	6-1/2 x 3-1/8" (165x80mm)	9-5/8 x 4-1/2" (245x115mm)	9-7/8 x 5-3/4" (250x145mm)	13-3/8 x 7-5/8" (340x195mm)	14-1/8 x 10-1/4" (360x260mm)
Minimum Butt End	6.5" (165mm)	6.5" (165mm)	6.5" (165mm)	7.875" (200mm)	7.875" (200mm)	9" (228mm)	9" (228mm)
Table Capacity	11464 lbs (5200kg)	14991lbs (6800kg)	22046 lbs (10000kg)	24250 lbs (11000kg)	33069 lbs (15000kg)	N/A	N/A
Numeric Control Program Capacity	20 jobs	20 jobs	20 jobs	20 jobs	20 jobs	20 jobs	20 jobs
Touch Screen Numeric Control Display	Yes	Yes	Yes	Yes	Yes	Yes	Yes
Remnant Length Drop	6.5" (165mm)	6.5" (165mm)	6.5" (165mm)	7.875" (200mm)	7.875" (200mm)	9" (228mm)	9" (228mm)



DC-280SA



DC-330SA



DC-500SA




DC-560SA



DC-800SA



DC-1100SA



DC-1700SA



Semi-Automatic Continental Series

A semi-automatic saw has a hydraulic or pneumatic vise that raises and lowers the saw head but requires an operator to feed the material. An automatic saw needs an operator to program a saw for fully automated material feed (indexing) and cutting.

DoALL Model Number	DC-280SA	DC-330SA	DC-500SA	DC-560SA (Extended Capacity)	DC-800SA	DC-1100SA	DC-1700SA
Warranty	Parts/Service	Parts/Service	Parts/Service	Parts/Service	Parts/Service	Parts/Service	Parts/Service
Warranty Length	1 year standard	1 year standard	1 year standard	1 year standard	1 year standard	1 year standard	1 year standard
Capacity Rectangle at 90° HxW	11 x 11-3/4" (280x300mm)	13 x 15-3/4" (330x400mm)	20 x 22" (500x560mm)	22 x 31-1/2" (560x800mm)	31-1/2 x 39-1/2" (800x1000mm)	43-1/2 x 43-1/2" (1100x1100mm)	51-1/4 x 67" (1300x1700mm)
Capacity Round at 90°	11" (280mm)	13" (330mm)	20" (510mm)	22" (560mm)	31-1/2" (800mm)	43-1/2" (1100mm)	51-1/4" (1300mm)
Blade Drive Motor	5 hp (3.7 kw)	5 hp (3.7 kw)	10 hp (7.5kW)	10 hp (7.5kW)	15 hp (11.2 kw)	15 hp (11.2 kw)	20 hp (15 kw)
Blade Speeds	66-262 fpm (20-80 m/min)	66-262 fpm (20-80 m/min)	66-262 FPM (20-80 m/min)	52-275 FPM (16-85 m/min)	52-275 FPM (16-85 m/min)	49-262 FPM (15-80 m/min)	39-246 FPM (12-75 m/min)
Maximum Blade Length	151" (3820mm)	167" (4242mm)	215" (5450mm)	268" (6800mm)	347" (8800mm)	394" (10000mm)	512" (13000mm)
Blade Widths & Gage	1-1/4 x 0.042" (34x1.1 mm)	1-1/4 x 0.042" (34x1.1mm)	1-1/2 x 0.05" (41x1.3mm)	2 x 0.063" (54x1.6 mm)	2-5/8 x 0.063" (67x1.6 mm)	2-5/8 x 0.063" (67x1.6 mm)	3-3/20 x 0.063" (80x1.6 mm)
More Information at	doallsaws.com/dc-280sa	doallsaws.com/dc-330sa	doallsaws.com/dc-500sa	doallsaws.com/dc-560sa	doallsaws.com/dc-800sa	doallsaws.com/dc-1700sa	doallsaws.com/dc-1100sa
Material Pass Line Height	27.5" (700mm)	27.5" (700mm)	29.5" (750 mm)	33.5" (850 mm)	28.3" (720 mm)	26.8" (680 mm)	26.8" (680 mm)
Floor Space Required	83 x 48 x 60" (2110x1210x1520mm)	88 x 48 x 61" (2240x1210x1550mm)	114 x 61 x 71" (2890x1550x1800mm)	130 x 77 x 79" (3300x1950x2000mm)	171 x 85 x 104" (4350x2160x2650mm)	95 x 181 x 128" (2400x4600x3250mm)	110 x 244 x 150" (2800x6200x3800mm)
Weight	2646 lbs (1200 kg)	3638 lbs (1650 kg)	5732 lbs (2600 kg)	8378 lbs (3800 kg)	24251 lbs (11000 kg)	30865 lbs (14000 kg)	46297 lbs (21000 kg)
Hydraulic Pump	1 hp (.75 kw)	1 hp (.75 kw)	2 hp (1.5 kw)	3 hp (2.23kW)	3 hp (2.23kW)	3 hp (2.23kW)	5 hp (3.7kW)
Hydraulic Tank Capacity	16 gal (60 L)	16 gal (60 L)	29 gal (110 L)	31.7 gal (120 L)	22.5 gal (85 L)	23.8 gal (90 L)	43.6 gal (165 L)
Cooling System	N/A	N/A	N/A	N/A	N/A	N/A	N/A
Coolant Pump	1/4 hp (0.2kW)	1/4 hp (0.2kW)	1/4 hp (0.2kW)	1/4 hp (0.2kW)	1/4 hp (0.2kW)	1/4 hp (0.2kW)	1/4 hp (0.2kW)
Coolant Tank Capacity	20 gal (76 lit)	21 gal (80 lit)	29 gal (110 lit)	37 gal (140 lit)	58 gal (220 lit)	53 gal (200 lit)	74 gal (280 lit)
Maximum Bundle Capacity at 90° (wxh nesting)	9 3/4 x 4" (250 x 100mm)	14 1/2 x 6-5/8" (370 x 170mm)	18.9 x 9.4" (480 x 240mm)	18.9 x 11" (480 x 280mm)	N/A	N/A	N/A
Minimum Bundle Capacity at 90° (wxh nesting)	6 1/2 x 5/8" (165 x 15mm)	6 1/2 x 2" (165 x 50mm)	9.4 x 3" (240 x 80 mm)	10.2 x 6.3" (260 x 160 mm)	N/A	21.7 x 0.98" (550 x 25mm)	27.3 x 0.98" (695 x 25mm)



Standard Equipment:

- PLC control for all electric and hydraulic functions
- Infinitely variable speed controlled by VFD
- Hydraulic retractable shuttle vise material indexer
- Rapid and creep speed index vise control
- Multi-step full stroke vises with split front vise and variable vise pressure control
- Nesting fixture
- Spring loaded, zero clearance, coolant through, carbide faced saw guide with lead-in rollers
- Power driven, coolant flushed, blade cleaning wire brush
- Flushing hose and auxiliary coolant nozzles
- Hydraulic blade tension
- Automatic chip conveyer
- Blade breakage/stall motion detector shut off switch
- Band door interlocks
- Work light
- One 6 ½ ft. (2M) conveyer
- Set up tools and tool box
- Complimentary DoALL Cutting Fluids package
- One DoALL bi-metal saw blade



Optional Accessories:

- Additional 10 ft. (3M) conveyer
- Out of square detection
- Magnetic chip remover
- Bundling fixture



Additional Sawing Resources:



DoALL has been manufacturing cutting and grinding fluids since the 1950s. We offer a broad range of cutting oils like synthetics, semi-synthetics, soluble oils and straight oils.



DoALL invented the bi-metal band saw blade and released many improvements over the years. Today we are still the trendsetter in band saw blade technology.



Providing Solutions

Tollfree Ph 888-906-4350
Email: sales@scottmachinery.com

www.scottmachinery.com

5209 Luce Avenue, Bldg. 243-B, McClellan, CA 95652

DSP-00068-061518

Copyright © 2018 DoALL Sawing Products. All Rights Reserved. No image(s) or part(s) from this site may be reproduced without the written permission of Continental Machines, Inc. Options, specifications, prices and site content is subject to change without notice or obligation. Machine safety items may be omitted for illustration purposes only -- For proper application, always read the operation manual.